

Repair Instructions:

1) Deflate Comfy Peapod completely and lay on a clean, smooth hard surface. Use a soft damp rag or sponge to clean the area and remove any excess dirt or other particles

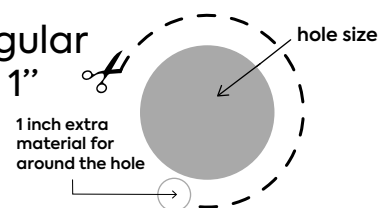
2) Do **NOT** continue repair when surface is **moist!** Make sure the area is completely dry before continuing to proceed



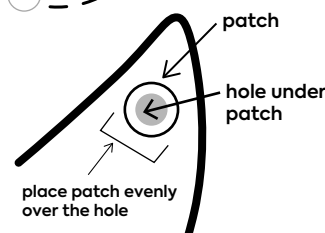
3) Flatten the deflated top and bottom of the Comfy Peapod so that the top and bottom are touching and smooth so there are no wrinkles. Clean the damaged area with rubbing alcohol and do the same for the patch



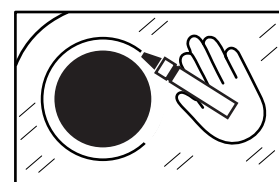
4) Cut a smooth circular or oval patch with no sharp or irregular edges from the patch material provided. The patch should be 1" wider or more around the perimeter than the hole all around



5) Lay the patch without glue on top of the hole with the shiny side facing down. The patch should be covering the hole with the edge of each section of the patch an equal distance from the edge of the hole **DO NOT GLUE**



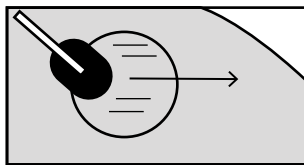
6) To best measure where the final placement of the patch will be, trace outside of the patch onto the surface of the comfy peapod. Use a light colored crayon or colored pencil to create the circle on the peeped. The tracing line should be 1 inch bigger than the hole on each side so the tracing should be at least one inch away from the hole on all points



7) Apply a thin, even coat of glue from the patch kit to the shiny side of the patch. Apply and spread the glue onto the peapod inside and just outside of the traced line. Be sure that the edges of the whole patch would later fit inside the glue area - **DO NOT APPLY THE PATCH**

8) Give the glue a short time (3-6 minutes) to set and become a little sticky

9) Carefully place the patch over the hole, exactly where you have traced out the line on the peapod. Next use a smooth hard tool and rub intensely to secure properly to the peapod



10) Place a flat heavy object (E.g. thick book) over the patch and leave it for 24-36 hours

11) After 24 hours check to be sure that the patch is 100% secure. If so it is time to re-inflate the Cozy Peapod

